



## Mitsubishi Lancer Evolution X Brochure



Hindustan Motors Ltd., Chennai Car Plant, Adhigathur, Kadambathur  
Tiruvallur District, Tamil Nadu - 631 203. Tel: 044 2764 1400.  
Fax: 044 2764 2029. [www.mitsubishi-motors.co.in](http://www.mitsubishi-motors.co.in)

Accessories shown here may not be part of standard equipment. Dimensions and specifications are subject to change without prior notice.



Dealer Stamp

Evo/0910/01



LANCER  
EVOLUTION X



Drive@earth

## REWRITE THE RULES

The new Mitsubishi Lancer Evolution X puts to rest a few scientific theories. Its advanced aerodynamic design and next generation technology challenge what has been said and written about power, force and acceleration. Making the Evo X a vehicle like no other on Indian roads today.

The Evo X is not meant to be driven. It's intended to be experienced. Slip behind the wheel and you can feel the backing of expertise gained from the previous nine generations of Lancer Evolution. You also appreciate the rich and successful rallying history that helps deliver peak performance with true racing technology.




## UNBEATABLE PERFORMANCE

Reflecting its racing technology which Mitsubishi Motors has developed over its long rally heritage, the Evo X is powered by a new engine, the 4B11 MIVEC Twin Scroll Turbo Engine. The engine adopts the MIVEC variable valve timing system in both intake and exhaust camshafts. With cam direct-drive and improved emissions performance, the lightweight engine also increases maximum torque and achieves high output over the full range.

The Evo X packs a power of 216 kW (294Ps)@6500 rpm and 366 Nm (37.3 kgm) @3500 rpm high torque performance, which responds sharply even to low rev. The cylinder block, cam direct-drive and rear exhaust layout makes the system small and light, with a low centre of gravity. The engine and driving system are also repositioned to achieve excellent driving performance.

Using an aluminium alloy compressor wheel and a lightweight titanium-aluminium alloy turbine wheel, the turbocharger improves boost response, increases low and medium rev torque and maximises intake efficiency.



## INTAKE AND EXHAUST SYSTEMS

The new exhaust layout shortens and straightens the exhaust pipe. The bigger exhaust pipe and muffler, as well as a larger dual tailpipe, reduce the output loss of the exhaust system. To create space in the intake system, batteries are shifted to the trunk, while air resistance is reduced with the smooth pipe arrangement of the air filter and intercooler.

# SUPERIOR TRANSMISSION


## TWIN CLUTCH-SST (TC-SST)

The TC-SST is capable of lightning-quick up shifts with no drop-off in engine power. It puts odd (1st, 3rd, 5th) and even (2nd, 4th and 6th) gears on separate input shafts. Each of these shafts has its own clutch and, through tight cooperative control with the engine, switches between these electronically controlled clutches to achieve seamless shifting and accelerating.

Since it uses clutches rather than a torque converter to transmit power, the TC-SST allows superior power transmission efficiency with little loss of motive power and returns excellent fuel economy.

## AUTO SHIFT

Drivers can enjoy smooth auto shift by using the 'D' position of the shift lever. The shift transmission timing and speed can be further changed with the TC-SST control mode.



## MANUAL SHIFT

The shift lever, or the '+' and '-' levers of the paddle shift, lets drivers experience manual-like driving easily. So, even during cruising with the shift lever at the 'D' position, drivers can instantly change to manual shift using the paddle shift.

## TC-SST CONTROL MODE

The TC-SST control mode offers three drive modes with different transmission timing, speed and acceleration response. Using the toggle switch at the side of the shift lever, drivers can conveniently optimise driving experience under any road condition.



[Normal mode] For daily driving. Smooth shift transmission and low fuel consumption. Changes gear during auto shift at low rev.

[Sports mode] For mountain driving. Swift shift transmission and sensitive acceleration response. Changes gear during auto shift at mid to high rev.

[S-Sports mode] For circuit driving. Very swift shift transmission and sharp acceleration response. Maintains high rev during auto shift.





## **S-AWC** (SUPER ALL WHEEL CONTROL)

The S-AWC is a new vehicle motion integrated control system based on 4-wheel drive force and brake force. Ingeniously designed, it allows the vehicle to fully respond to the driver's intent. To achieve even more stability, drivers can select from three control modes: Tarmac (for paved surfaces), Gravel (for wet and dirt roads) and Snow.




## **AYC** (ACTIVE YAW CONTROL)

The AYC uses a torque transfer mechanism in the rear differential to control torque at the rear wheels. It limits the yaw motion on vehicle body to improve cornering and stability. This system also features the yaw rate feedback control, which uses a yaw rate sensor to accurately determine cornering dynamics on a real-time basis.

## **ASC** (ACTIVE STABILITY CONTROL)

By regulating engine power and braking force at each wheel, the ASC stabilises the vehicle while maintaining optimum traction. It minimises vehicle skidding in an emergency evasion, and improves traction during acceleration by preventing the driving wheels from spinning on slippery surfaces. Together with the 4-wheel brake pressure sensors, the ASC helps to achieve a safe and pleasurable ride.



### **ABS** (SPORT ANTI-LOCK BRAKE SYSTEM)

The Sport ABS allows drivers to maintain directional control, and keeps the vehicle stable by preventing wheels from locking under sudden braking or braking on slippery surfaces. Together with yaw rate and brake pressure sensors, the Sport ABS balances and improves drive force and manoeuvrability during cornering.

### **ACD** (ACTIVE CENTER DIFFERENTIAL)

Using an electronically controlled hydraulic multi-plate clutch, the ACD evenly distributes basic drive force and optimises front/rear wheel torque split. To achieve a more intricate control, it incorporates engine torque, brake pressure and yaw rate information. The ACD produces a perfect balance between traction and steering response.

## S-AWC INTEGRATED CONTROL

The S-AWC integrated control is intuitively responsive to create a safe yet thrilling drive.



### ACCELERATION

The ACD and ASC regulate both the drive force and brake force accordingly to road surfaces and the degree of acceleration. To allow the sedan to accelerate faster and smoother, the two systems prevent wheels from slipping, and allow maximum drive force on road surface.

### BRAKING

By exerting a steady brake force and preventing wheels from locking, the ACD and ABS help to shorten the braking distance, resulting in more reliable braking for drivers.

### ENTERING A CORNER

As the sedan enters a corner, the AYC and ABS help to stabilise the turning.

### CORNERING

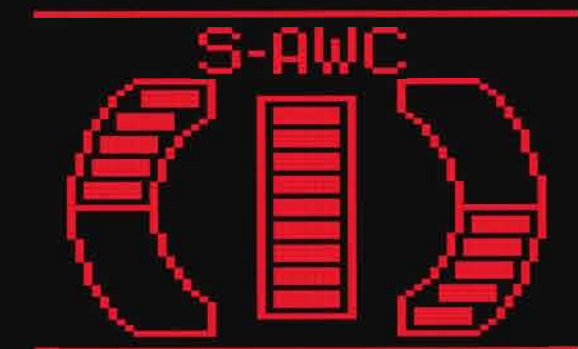
The ACD and AYC provide optimal 4-wheel driving control. The two systems improve cornering performance, and at the same time, maintain traction.

### UNDERSTEER

To prevent understeering, the AYC and ASC work seamlessly to create a safe ride.

### SPINNING

The ACD enhances vehicle control while the AYC and ASC minimise vehicle spinning in an emergency evasion.



## FOOTWORK

To harness the power of the 4B11 MIVEC engine and to optimise driving performance, the Evo X is fitted with 18-inch tyres. Other enhancements to the sedan – made based on years of motorsports experience – include a new suspension system and a tougher vehicle frame. The sedan also boasts the same superior parts found in high performance cars, such as brakes, wheels, coil springs and shock absorbers.



### BILSTEIN SHOCK ABSORBER AND EIBACH COIL SPRING

Bilstein shock absorbers and Eibach springs provide even better response and handling performance. The suspension of the sedan can be further tuned to achieve a more compliant and stable ride – all without compromising handling performance.

### BREMBO VENTILATED DISC BRAKE

Brembo 2-pc type 18-inch front and 17-inch rear ventilated disc brakes come standard with Evo X. The larger disc size improves braking force, reduces resistance and enhances brake pedal feel.

## SUSPENSION

Both the S-AWC and wide tread 18-inch tyres are designed to complement the suspension system. The front suspension uses the MacPherson strut mechanism. It features high-performance inverted single tube shock absorbers, which improve vehicle stability and cornering. The multilink rear suspension, with its knuckle mounting of non-linear springs and dampers, as well as additional pillow ball mounts, contributes to better road holding – which is further maximised with the sedan's balanced geometry and reinforced cross members.



### MAXIMUM SAFETY

The revamped body frame allows the driver to enjoy the sedan's speed and handling without sacrificing impact safety and pedestrian protection. The Evo X has RISE (Reinforced Impact Safety Evolution) for multi-directional safety performance. Frontal impact measures include mechanisms to protect drivers and front passengers with dual-stage airbags. Side and rear impact measures include reinforcements to minimise cabin deformation. The driver knee airbag is available.



EVOLUTION AT ITS BEST

## STUNNING EXTERIOR

The Evo X exhibits an aggressive and aerodynamically clean profile. It features a wider dimension to achieve greater stability, manoeuvrability and handling. Its parts, made from aluminium, increase body rigidity yet lighten body weight to enhance driving performance.



### LOW AND WIDE PROPORTION

The wide body, low stance, long bonnet/short deck proportions and long wheelbase give the Evo X its sporty look and improve its driving performance. Other factors contributing to the sedan's improved performance include its lower centre of gravity (by lowering the power train), and a better overall weight distribution (by using a lighter engine and transferring the battery and windshield washer tank to the trunk).



### LIGHTWEIGHT BODY

The sedan has been redesigned to increase body rigidity with lightweight parts. The roof panel, engine hood, front fenders and both the front and rear bumper beams are all made of aluminium.



### AERODYNAMIC BODY DESIGN

An aggressive styling, together with wind tunnel proven aero parts, gives the low and wide body frame an aerodynamically clean profile. The oversized rear spoiler uses a twisted section wing panel to modify airflow and to improve vehicle handling.

A large undercover improves underbody airflow for better aerodynamics and drivetrain cooling. The underside of the rear bumper uses a diffuser design to help regulate underbody airflow, as well as to add a distinguishing touch to the rear.

During high-speed driving, the superb downforce and the lower  $C_p$  value (air resistance coefficient) and  $C_l$  value (lift coefficient) increase road holding and improve handling. Continuous airflow in the engine room is achieved through air outlets on the front fenders, and the air scoop and air outlets on the aluminium hood.

## SINK INTO COMFORT

The front Recaro seats - trimmed with leather and techno suede - have been designed specifically for Evo X and hold occupants securely, yet in complete comfort.



## SPORTY INTERIOR

The high performance sedan combines a sporty cockpit with a central panel that houses the most frequently used controls for comfortable operability to let the driver focus his attention on driving. The AWC mode control function is easily accessible on the console next to the steering wheel. The suede like upholstery of the full bucket Recaro seats, lustrous deep black and silver accented interior and exclusively designed high-contrast instrument cluster, project a sporty image in this sedan.



## ADVANCED UTILITY

Mitsubishi created the ETACS (Electric Time and Alarm Control System) that provides an advanced degree of control over a number of electronic convenience and security systems for the following features: headlight auto-off, comfort flasher, interior lamp auto-off, ACC auto power off, security alarm and immobiliser.

Other features include Rockford Fosgate® premium sound system with 9 speakers, High Intensity Discharge headlamps with Adaptive Front Lighting System (AFS), a multi-information display showing information like cruising range on remaining fuel, service intervals and shift position indicator, auto-light control and rain-sensitive auto-wiper, and keyless operating system.



# AMAZING FEATURES



Sporty Scuff plate



Power windows with anti-trap



Aerodynamic rear spoiler



High Intensity Discharge Headlamps with AFS



Intelligent washer



Sleek inner handles



18" aluminium alloy wheel



Rear center roof antenna



Versatile arm rest



HVAC console surround

## SHADES OF EVOLUTION



Phantom Black



Cool Silver



Red Metallic



White Pearl

# STANDARD FEATURES/ SPECIFICATIONS

<b>DIMENSIONS</b>	Wheel base, mm	2650	
	Overall width, mm	1810	
	Overall length, mm	4505	
	Overall height, mm	1480	
	Front Track, mm	1545	
	Rear Track, mm	1545	
	Min. ground clearance, mm	140	
	Seating	5	
<b>WEIGHTS</b>	Maximum GVW, Kg	2040	
	Maximum FAW, Kg	1040	
	Maximum RAW, Kg	1000	
	Kerb weight, with 90% fuel (with spare wheel, tools,etc), Kg	1605	
<b>ENGINE</b>	Type	4 Cylinder, In-line 16 Valve, Intercooled Turbocharged Gasoline Engine with double overhead camshaft and multipoint fuel injection	
	Bore x Stroke, mm	86.0 x 86.0	
	No. of cylinders	Four	
	Displacement	1998 cc	
	Compression ratio	9.0 : 1	
	Max. Engine output, kW @ rpm	216 kW at 6500 rpm (294 Ps)	
	Max. Torque, Nm @ rpm	366 Nm at 3500 rpm (37.3 kgm)	
	Air Cleaner type	Dry Paper type	
<b>CLUTCH</b>	Type	Wet multiplate Hydraulic	
<b>GEAR BOX</b>	No. of gears	6 forward; 1 reverse	
	Gear Ratio	1st	3.655
		2nd	2.368
		3rd	1.754
		4th	1.322
		5th	1.008
		6th	0.775
		Reverse	4.011
	Final	4.062	
	Model	W60GA	
Type / Model	Twin Clutch SST		
<b>SUSPENSION</b>	Front	Macpherson Strut with Bilstein Shock absorbers, Eibach springs and stabilizer bar.	
	Rear	Multi link with Bilstein shock absorbers, Eibach springs and stabilizer bar	
<b>BRAKES</b>	Front	Disc 18" (VENTI,4POT) Brembo Brand (2 pieces type)	
	Rear	Disc 17" (DRUM IN VENTI,2POT) Brembo	
	Type	Hydraulically operated on all 4 wheels, Dual diagonal splitted, ABS with EBD	
<b>STEERING</b>		Rack & Pinion	
		Power steering	
		Tilt Steering Column	
		Collapsible steering column	
	Min Turning circle radius	5.9 m	

<b>WHEELS &amp; TYRES</b>	Wheel rim size BBS (Front / rear)	18" x 8.55JJ alloy
	Spare (Enkie)	18" x 8.55JJ alloy
	Tyre size designation including ply rating / load index / speed rating	245 / 40R18 93Y
	Tyre make / Type / Laden tyre pressure	Dunlop Japan / Radial, Tubeless / Front - 220kPa & Rear - 200kPa
<b>FUEL TANK</b>	Capacity, Litres	55
<b>SAFETY</b>	Airbag (7 nos)	Driver's & passenger's SRS airbags
		Driver's knee airbag
		Side and curtain airbags
		Passenger Airbag Off switch
		Driver's 3-point ELR seatbelt
		Passenger's 3-point ELR seatbelt
		Front seat belts pretensioners x 2
		Force limiter x 2
		Front seat belts adjustable anchors x 2
		Rear seatbelts: 3 point ELR x 3
		Rear seat CRS anchorage (ISO-FIX) and Rear seat CRS tether anchors x 3
		ABS with EBD
		Collapsible steering column
Power windows with anti-pinch system		
Anti-theft alarm with Siren & Sensor		
Child protection rear door locks		
Smart Keyless entry system		
Electronic engine immobiliser		
High mounted stop lamp (in trunk lid)		
<b>EXTERIOR</b>	Colour keyed front aero bumper	
	Colour keyed rear aero bumper	
	Large side air dam	
	Large Aluminium rear spoiler	
	Outer door handles: colour key	
	Electronically controlled door mirrors: colour key with folding function	
	Door mirror defogger	
	Door sashes: black	
	Front door UV cut glasses	
	Insulator glass (front window shield)	
	Chrome plated large muffler tail pipe	
	Head lamps: High intensity discharge AFS (Adaptive Front Lighting System)	
	Head lamp washer	
Head lamp levelling device: auto		
Rear combination lamp extension: black coloured		
Front fog lamps		
Rear fog lamps		
Radiator grille: bright		
Air outlet hood & fender: coloured		
Beltline moulding: chrome plating		
18" BBS forged aluminium wheel with Diamond black clear paint		
<b>INTERIOR</b>	Front console box lid + chrome ring around heater control panel	
	Door inner handle: chrome plating	
	Door trim: PVC leather insert	
	Front power windows SW bezels: Painted	
	Decorated interior panels: forged gray with silver pin accent	
	Entrance plate (Scuff plate)	

Convenience items	<p>Front door pockets x 2  Floor console box with lid covered by vinyl leather  Front cup holders w/lid x 2  Sun visors x 2  Vanity mirrors x 2  Assist grips x 4 &amp; coat hanger  Needle punch: Trunk room carpet  Trunk room trim  Trunk lid inner trim  Trunk room inner door handle  A/C outlet knob: chrome plating  Chrome ring for heater control dial</p>
Seats	<p>RECARO full bucket front seats  Low back type rear seat with separated headrests x 3  Seat material: Leather combination  Seat heater  Rear centre armrest with cup holder</p>
Cockpit	<p>Sport type leather wrapped steering wheel  ACD switch on floor console  Audio Switch on steering wheel  Leather wrapped gearshift knob  Parking brake lever: leather with chrome plating release button  Aluminium pedals  Digital clock (combined with audio)  Key ignition lamp  High contrast meter with LCD MID  Painted meter hood</p>
Functional items	<p>Power windows with anti-trap and driver's one touch operations for all  Central door locking system  Cruise control  Immobilizer  Anti-theft alarm: Horn+Turn+Buzz  Intelligent washer  Dual horns  Front wiper: 2 speed &amp; variable intermittent, mist function  Auto light &amp; Auto wiper  Rear window defogger  Head lamp, Seat belt reminder  Trunk lid / fuel lid opener  12 V acc socket  Front map lamps  Trunk room lamp  Tyre room lamp  Tyre repair kit  Ciger Lighter with illumination</p>
Air conditioner	Automatic climate controlled air conditioner
Accessories	<p>Rear seat heater ducts  Rockford Fosgate® premium Audio system with AM/FM tuner, 6 CD, high power amplifier, 9 speakers, unique fascia  Rear centre roof antenna (short-type)</p>

## WARRANTY TERMS AND CONDITIONS

1. Warranty is for 6 months or 10000 kilometers whichever comes earlier from the date of sale of the vehicle.
2. There is no warranty on tyres supplied along with vehicle.
3. Make of the replacement market tyres supplied will be different from the one supplied with the Car.
4. Tyres are suitable only for tarmac or asphalt roads not for gravel or country roads.
5. The vehicle is not supposed to be driven in rally conditions or off-roading conditions.

