

# Eon





# The perfect first car.

An ideal blend of style, performance and economy, the Hyundai EON is the perfect choice for those who seek that extra value.





# Stylish Exterior

Hyundai EON is undoubtedly a head turner. With its uninterrupted flowing curves and strong character lines, it's a car that's modern and stylish like nothing else.

- Moon Shaped Tail Lamps
- Body Colour Door Handles
- Body Colour Mirrors




Front Fog Lamps




Chrome Grille



Integrated Spoiler with HMSL



Full Wheel Cover



Wraparound Headlamps



# Plush Interiors

When it comes to comfort or convenience, the Hyundai EON boasts of both in equal measure. It contains all the features you'll ever need; well designed and placed within easy reach.



Internally Adjustable Outside Mirrors



MDPS with Tilt Steering



Instrument Panel with Gear Shift Indicator



AC & 2 DIN Audio with AUX-in & USB Ports

# Safety and Convenience



Luggage Space



Dashboard Storage



Keyless Entry & Central Locking



Power Windows



Rear Parcel Tray



Map Pocket with Bottle Holder



Driver Side Airbag

The Hyundai EON offers convenience beyond compare with ergonomically designed utility features and ample storage space. The interiors, an amalgamation of breathtaking design and function, make the Hyundai EON a statement like none other.



# Superior Mileage

Hyundai has always been committed to making cars that are fuel efficient and easy to maintain. The EON is no exception. Powered by a mileage-friendly engine and features that enhance fuel-efficiency, this car is easy on your pocket.



0.8L iRDE Engine



1.0L Kappa Dual VVT Engine

## KEY FEATURES

	0.8L iRDE					1.0 L Kappa
	D-LITE	D-LITE+	ERA+	MAGNA+	SPORTZ	MAGNA+(O) (O)
<b>FUEL OPTION</b>						
Petrol	S	S	S	S	S	S
<b>SAFETY</b>						
Reinforced Body Structure	S	S	S	S	S	S
Front & Rear Seat Belts	S	S	S	S	S	S
Child Safety Rear Door Locks	S	S	S	S	S	S
Engine Immobilizer	S	S	S	S	S	S
Inside Rear View Mirror	S	S	S	S	S	S
Central Locking	-	-	-	S	S	S
Keyless Entry	-	-	-	-	S	S
Front Fog Lamps	-	-	-	-	S	S
Driver Airbag	-	-	O	O	S	S
<b>EXTERIOR</b>						
Clear Headlamps	S	S	S	S	S	S
Clear Taillamps	S	S	S	S	S	S
Chrome Tip Radiator Grille	S	S	S	S	S	S
Integrated Spoiler	S	S	S	S	S	S
Tinted Glass	-	-	S	S	S	S
Body Color Bumper	-	-	S	S	S	S
Passenger Outside Mirror	-	-	-	S	S	S
Full Wheel Cover	Hub Cap		S	S	S	S
Roof Antenna	-	-	-	S	S	S
Body Color Outside Mirrors	-	-	-	-	S	S
Body Color Outside Door Handles	-	-	-	-	S	S
<b>INTERIOR</b>						
2-Tone Beige & Black Key Color	S	S	S	S	S	S
B & C Pillar Trims	S	S	S	S	S	S
Deluxe Floor Console	S	S	S	S	S	S
Exclusive Dashboard Storage	S	S	S	S	S	S
Exclusive Pedestal Space	S	S	S	S	S	S
Bucket Type Single Unit Front Seats	S	S	S	S	S	S
Bench Folding Rear Seat	S	S	S	S	S	S
Floor Console Storage	S	S	S	S	S	S
Cup Holder	S	S	S	S	S	S
Assist Grip	Rear	Rear	S	S	S	S
Silver Touch on Centre Fascia	-	-	S	S	S	S
Front & Rear Speaker Grille	-	Front only		S	S	S
Front Door Map Pockets with Bottle Holder	-	-	S	S	S	S
Moulded Door Trims	-	-	S	S	S	S
Rear Parcel Tray	-	-	-	S	S	S
Metallic Finish 3-Spoke Steering Wheel	2-Spoke		S	S	S	2-Spoke
Metallic Finish Inside Door Handles	-	-	-	-	S	-
<b>COMFORT &amp; CONVENIENCE</b>						
Dual Tripmeter	S	S	S	S	S	S
Low Fuel Warning	S	S	S	S	S	S
Graphic Band Fuel Gauge	S	S	S	S	S	S
Gear Shift Indicator	S	S	S	S	S	S
Remote Fuel Lid Opener	S	S	S	S	S	S
Remote Tail Gate Release	S	S	S	S	S	S
Rear Seat Belt Knuckle Holder	S	S	S	S	S	S
Power Outlet	-	-	S	S	S	S
Air Conditioner	-	S	S	S	S	S
Motor Driven (Electric) Power Steering	-	S	S	S	S	S
Tilt Steering	-	-	-	-	S	-
Internally Adjustable Outside Mirrors	-	-	-	S	S	S
Front Power Windows	-	-	S	S	S	S

S= Standard, O= Option

	0.8L iRDE					1.0 L Kappa
	D-LITE	D-LITE+	ERA+	MAGNA+	SPORTZ	MAGNA+(O) (O)
Front Door Full Size Armrest	-	-	S	S	S	S
2 DIN Radio+MP3 Audio	-	-	-	S	S	S
Front Door Speakers (2)	-	-	-	S	S	S
Digital Clock (Audio Display)	-	-	-	S	S	S
AUX-in Port	-	-	-	S	S	S
USB Port	-	-	-	S	S	S

## TECHNICAL SPECIFICATIONS

ITEMS	0.8L iRDE Petrol	1.0L Kappa Dual VVT Petrol
<b>DIMENSIONS</b>		
Overall Length (mm)	3,495	3,515
Overall Width (mm)	1,550	
Overall Height (mm)	1,500	1,510
Wheelbase (mm)	2,380	
Front Track (mm)	1,386	1,376
Rear Track (mm)	1,368	1,458
Fuel Tank Capacity (l)	32	
<b>ENGINE</b>		
Configuration	3 Cyl, 9 Valves	3 Cyl, 12 Valves
Valvetrain Type	SOHC	DOHC
Displacement (cc)	814	998
Maximum Power (ps/rpm)	56/5,500	69/6,200
Maximum Torque (kgm/rpm)	7.6/4,000	9.6/3,500
<b>TRANSMISSION</b>		
Type	5-Speed Manual	
<b>SUSPENSION</b>		
Front	McPherson Strut	
Rear	Torsion Beam Axle	
<b>BRAKES</b>		
Front	Disc	
Rear	Drum	
<b>TYRE</b>		
Size	145/80 R12 (D-Lite, D-Lite+, Era+)	
	155/70 R13 (Magna+, Magna+ (O) (O), Sportz)	
Type	Tubeless	

## DIMENSIONS



## BODY COLORS



**Eon**  
Sports Edition







# Limited Edition. Unlimited Style.



Side Body Molding Graphics



Sporty Roof Rails



6.2 Touch Screen AV System with Phone Link

An ideal blend of style, performance and economy, the Hyundai EON Sports Edition is the perfect choice for those who seek that extra value & style. When it comes to comfort or convenience, the Hyundai EON boasts of both in equal measure.

## KEY FEATURES

	0.8L iRDE	
	ERA+	MAGNA+
<b>FUEL OPTION</b>		
Petrol	S	S
<b>SAFETY</b>		
Reinforced Body Structure	S	S
Front & Rear Seat Belts	S	S
Child Safety Rear Door Locks	S	S
Engine Immobilizer	S	S
Inside Rear View Mirror	S	S
Central Locking	-	S
<b>EXTERIOR</b>		
Clear Headlamps	S	S
Clear Taillamps	S	S
Chrome Tip Radiator Grille	S	S
Integrated Spoiler	S	S
Tinted Glass	S	S
Body Color Bumper	S	S
Passenger Outside Mirror	-	S
Full Wheel Cover	Hub Cap	S
Roof Antenna	S	S
Sporty Roof Rails	S	S
Side Body Molding Graphics	S	S
<b>INTERIOR</b>		
2-Tone Beige & Black Key Color	S	S
B & C Pillar Trims	S	S
Deluxe Floor Console	S	S
Exclusive Dashboard Storage	S	S
Exclusive Pedestal Space	S	S
Bucket Type Single Unit Front Seats	S	S
Bench Folding Rear Seat	S	S


	0.8L iRDE	
	ERA+	MAGNA+
Floor Console Storage	S	S
Cup Holder	S	S
Assist Grips (3)	S	S
Silver Touch on Centre Fascia	S	S
Front & Rear Speaker Grille	Front only	S
Front Door Map Pockets with Bottle Holder	S	S
Moulded Door Trims	S	S
Rear Parcel Tray	-	S
Metallic Finish 2-Spoke Steering Wheel	S	S
Beige Semi-Fabric Seats	S	S
<b>COMFORT &amp; CONVENIENCE</b>		
Dual Tripmeter	S	S
Low Fuel Warning	S	S
Graphic Band Fuel Gauge	S	S
Gear Shift Indicator	S	S
Remote Fuel Lid Opener	S	S
Remote Tail Gate Release	S	S
Rear Seat Belt Knuckle Holder	S	S
Power Outlet	S	S
Air Conditioner	S	S
Motor Driven (Electric) Power Steering	S	S
Internally Adjustable Outside Mirrors	-	S
Front Power Windows	S	S
Front Door Full Size Armrest	S	S
6.2 Touch Screen AV System with Phone Link	S	S
Front Door Speakers (2)	S	S
Digital Clock (Audio Display)	S	S
AUX-in Port	S	S
USB Port	S	S

S= Standard

## TECHNICAL SPECIFICATIONS

ITEMS	0.8L iRDE Petrol
<b>DIMENSIONS</b>	
Overall Length (mm)	3,495
Overall Width (mm)	1,550
Overall Height (mm)	1,500
Wheelbase (mm)	2,380
Front Track (mm)	1,386
Rear Track (mm)	1,368
Fuel Tank Capacity (l)	32
<b>ENGINE</b>	
Configuration	3 Cyl, 9 Valves
Valvetrain Type	SOHC
Displacement (cc)	814
Maximum Power (ps/rpm)	56/5,500
Maximum Torque (kgm/rpm)	7.6/4,000
<b>TRANSMISSION</b>	
Type	5-Speed Manual
<b>SUSPENSION</b>	
Front	McPherson Strut
Rear	Torsion Beam Axle
<b>BRAKES</b>	
Front	Disc
Rear	Drum
<b>TYRE</b>	
Size	145/80 R12 (Era+) 155/70 R13 (Magna+)
Type	Tubeless

### DIMENSIONS



**Complete  
Peace of Mind  
for Customers**



**"Highest  
Ranked Entry  
Compact Car  
in Initial Quality  
in a Tie" 2016**

**Disclaimer:** The Hyundai Eon received the lowest number of problems per 100 vehicles reflecting higher quality among entry compact cars in a tie in the J.D. Power 2016 India Initial Quality Study, based on 8,330 total responses, evaluating 78 models and measures the opinions of new 2016 vehicle owners after 90 days of ownership, surveys in May-September 2016. Your experience may vary. Visit [india.jdpower.com](http://india.jdpower.com).



**"Most  
Appealing  
Entry  
Compact  
Car" 2016**

**Disclaimer:** The Hyundai Eon received the highest numerical score among entry compact cars in the J.D. Power 2016 India Automotive Performance, Execution and Layout (APEAL) Study, based on 8,330 total responses, evaluating 78 models and measures the opinions of new 2016 vehicle owners after 90 days of ownership, surveys in May-September 2016. Your experience may vary. Visit [india.jdpower.com](http://india.jdpower.com).

## BODY COLORS



Polar White

Some of the equipments illustrated or described in this leaflet may not be supplied as standard equipment and may be available at an extra cost. Hyundai Motor India reserves the right to change specifications and equipment without prior notice. Body colours are trim specific. The colour plates shown may vary slightly from the actual colours due to the limitations of the printing process. Please consult your dealer for full information and availability on colours and trim. \*\*Terms & conditions apply.

For more details, please consult your Hyundai Dealers.

### HYUNDAI MOTOR INDIA LTD.

2nd, 5th & 6th Floor, Corporate One - Baani Building,  
Plot No. 5, Commercial Centre, Jasola, New Delhi-110025  
Visit us at [www.hyundai.co.in](http://www.hyundai.co.in) or call us at 1800-11-4645 (Toll Free) 098-7356-4645.

Dealer's Name & Address