

TECHNICAL SPECIFICATIONS

| Items | 1.6 Petrol Dual VTVT | 1.4 CRDi | 1.6 CRDi VGT |
|--------------------------|----------------------|----------|--------------|
| DIMENSIONS | | | |
| Overall Length (mm) | | 4,270 | |
| Overall Width (mm) | | 1,780 | |
| Overall Height (mm) | | 1,630 | |
| Wheelbase (mm) | | 2,590 | |
| Fuel Tank Capacity (ltr) | | 55 | |

| | | | |
|----------------------|------------|------------------|------------------|
| ENGINE | | | |
| Displacement (cc) | 1,591 | 1,396 | 1,582 |
| Max Power (ps/rpm) | 123/6,400 | 90/4,000 | 128/4,000 |
| Max Torque (kgm/rpm) | 15.4/4,850 | 22.4/1,500~2,750 | 26.5/1,900~2,750 |

| | | | |
|---------------------|-------------------------------------|----------------|-------------------------------------|
| TRANSMISSION | | | |
| Type | 6-Speed Manual 6-Speed Automatic | 6-Speed Manual | 6-Speed Manual 6-Speed Automatic |

| | | | |
|-------------------|---|--|--|
| SUSPENSION | | | |
| Front | McPherson Strut with Coil Spring | | |
| Rear | Coupled Torsion Beam Axle (CTBA) with Coil Spring | | |

| | | | |
|---------------|------|--|--|
| BRAKES | | | |
| Front | Disc | | |
| Rear | Drum | | |

| | | | |
|-------------|--|--|--|
| TYRE | | | |
| Size | 205 / 65 R16 – E, E+, S, S+, SX, SX+ 215 / 60 R17 – SX+ (AT), SX(O) | | |
| Type | Tubeless | | |

KEY FEATURES

| Variant | E | E+ | S | S+ | SX | SX+ SX(O) |
|--|---|----|---|----|----|-----------|
| ENGINE & TRIM PLAN | | | | | | |
| 1.6 Petrol Dual VTVT | MT | ● | ● | – | – | ● |
| | AT | – | – | – | – | – |
| 1.4 CRDi | MT | ● | – | ● | – | – |
| 1.6 CRDi VGT | MT | – | – | – | ● | ● |
| | AT | – | – | – | ● | – |
| SAFETY | | | | | | |
| HIVE Body Structure | S | S | S | S | S | S |
| Airbags | Driver & Passenger Side & Curtain | S | S | S | S | S |
| ABS with EBD | S | S | S | S | S | S |
| Electronic Stability Control (ESC) | – | – | – | – | – | S |
| Vehicle Stability Management (VSM) | – | – | – | – | – | S |
| Hillstart Assist Control (HAC) | – | – | – | – | – | S |
| Parking Assist | Rear Parking Sensors Rear Camera with steering adaptive parking guidelines display | – | – | – | S | S |
| Day/Night Inside Rear View Mirror | S | S | S | S | S | S |
| Height Adjustable Front Seatbelts – Driver & Passenger | – | – | – | – | – | S |
| Child Seat Anchor | – | – | – | – | – | S^ |
| Impact Sensing Auto Door Unlock | S | S | S | S | S | S |
| Lane Change Indicator | S | S | S | S | S | S |
| Lane Change Flash Adjustment | – | – | – | – | – | S |

BODY COLOURS



For more details, please consult your nearest Hyundai Dealers.

HYUNDAI MOTOR INDIA LTD.

5th-6th Floor, Corporate One – Baani Building, Plot No. 5, Commercial Centre, Jasola, New Delhi-110025. Visit us at www.hyundai.co.in Call us at 1800-11-4645 (Toll Free) 098-7356-4645

All trademarks are acknowledged as the property of their respective owners.

| Variant | E | E+ | S | S+ | SX | SX+ SX(O) |
|---|--|----|---|----|----|-----------|
| Speed Sensing Auto Door Lock | – | – | – | – | – | S |
| Front Fog Lamps | – | – | S | S | S | S |
| Rear Defogger with Timer | – | – | S | S | S | S |
| Immobilizer | S | S | S | S | S | S |
| EXTERIOR | | | | | | |
| Alloy Wheels | R16 Clean Silver Alloys R17 Diamond cut Alloys | – | – | – | S | S |
| Front & Rear Skid Plate | Natural Colour Silver Paint | S | S | – | – | – |
| A-Pillar Piano Black Glossy Finish | S | S | S | S | S | S |
| B-Pillar Black-out Tape | S | S | S | S | S | S |
| Bi-Functional Projector Headlamps | – | – | – | – | S | S |
| Cornering Lamps | – | – | – | – | S | S |
| LED Positioning Lamps | – | – | – | – | S | S |
| Roof Rails | – | S | S | S | S | S |
| Radiator Grille | Silver Dual Tone : Silver + Chrome | S | S | S | – | – |
| Body Color | Dual Tone Bumpers Outside Door Handles ORVM | S | S | S | S | S |
| Black Colour Side Molding | S | S | S | S | S | S |
| Step Plate | S | S | S | S | S | S |
| Side Body Cladding | S | S | S | S | S | S |
| Clutch Footrest | S | S | S | S | S | S |
| Rear Garnish | Body Coloured Chrome Finish | S | S | S | S | – |
| Chrome Finish Outside Door Handles | – | – | – | – | – | S |
| Antenna | Micro Roof Shark Fin | S | S | S | – | – |
| LED Turn Indicators on Outside Mirrors | – | S | S | S | S | S |
| INTERIOR | | | | | | |
| Metal Finish | Crash Pad Garnish Inside Door Handles | S | S | S | S | S |
| Leather Pack | Seats Steering TGS Knob Console Armrest Door Armrest | – | – | – | – | S |
| Rear Parcel Tray | – | – | S | S | S | S |
| Door Scuff Plates | Black Colour Metallic | S | S | S | S | – |
| Map Pockets – Front & Rear Door | S | S | S | S | S | S |
| INSTRUMENT PANEL & CENTER FASCIA DISPLAY | | | | | | |
| Supervision Cluster | – | – | – | – | – | S |
| Tachometer | S | S | S | S | S | S |
| IC Light Adjustment (Rheostat) | – | – | – | – | – | S |
| COMFORT & CONVENIENCE | | | | | | |
| Automatic Transmission | – | – | – | – | – | 0 |
| Follow-me-home Headlamps | S | S | S | S | S | S |
| Keyless Entry | Foldable Key Smart Key with Push Button Start | S | S | S | S | – |
| Air Conditioning | Manual Fully Automatic with Mood Change Bar | S | S | S | S | – |
| Outside Mirrors | Electrically Adjustable Electrically Foldable | – | S | S | S | S |

| Variant | E | E+ | S | S+ | SX | SX+ SX(O) |
|--|---|----|---|----|----|-----------|
| Front Console Armrest with Storage | S | S | S | S | S | S |
| Rear Center Armrest with Cup Holders | – | – | S | S | S | S |
| Electric Tailgate Release | S | S | S | S | S | S |
| Rear AC Vent | S | S | S | S | S | S |
| Rear Power Outlet | – | – | S | S | S | S |
| Rear Wiper and Washer | – | – | – | – | S | S |
| Motor Driven Power Steering with Tilt Function | S | S | S | S | S | S |
| Luggage Lamp | – | S | S | S | S | S |
| Luggage Net & Hook | – | – | S | S | S | S |
| Front Seat Back Pockets | S | S | S | S | S | S |
| Passenger Side Vanity Mirror | S | S | S | S | S | S |
| Power Windows | Front Rear Driver Side Auto Up-Down (Safety Power Windows) | S | S | S | S | S |
| Room Lamp | S | S | S | S | S | S |
| Coat Hooks | S | S | S | S | S | S |
| Battery Saver | S | S | S | S | S | S |
| MT Shift Indicator | S | S | S | S | S | S |
| Front Map Lamp | – | S | S | S | S | S |
| Sunglass Holder | – | S | S | S | S | S |
| Alternator Management System | S | S | S | S | S | S |
| Remote Fuel Lid Opening – Cable Type | S | S | S | S | S | S |
| SEATING | | | | | | |
| Height Adjustable Driver Seat | – | – | S | S | S | S |
| Height Adjustable | Front Headrest Rear Headrest | S | S | S | S | S |
| 60 : 40 Split Rear Seat | – | – | – | – | – | S^ |
| AUDIO | | | | | | |
| Audio System | Touch Screen Audio with AUX+USB+IPOD+MP3 Touch Screen Audio Video Navigation System Bluetooth CD Player TGB Internal Memory Audio Control Bluetooth Handsfree | – | S | S | – | S |
| Steering Mounted | – | S | S | S | S | S |
| 4 Speakers | S | S | S | S | S | S |
| Front Tweeters (2 Nos) | – | S | S | S | S | S |

Special Warranty Scheme: S = Standard ^ = Only Automatic Transmission

3 Years Unlimited Kilometers Warranty*

Some of the equipments illustrated or described in this leaflet may not be supplied as standard equipment and may be available at extra cost. • Hyundai Motor India reserves the right to change specifications and equipment without prior notice. • The colour plates shown may vary slightly from the actual colours due to the limitations of the printing process. • Please consult your dealer for full information and availability on colours and trim. *Terms & conditions apply.



Dealer's Names & Address

CRETA

THE PERFECT SUV



STANDARD ACROSS ALL VARIANTS



Jul–Aug, 2016

Copyright © 2016, Hyundai Motor India Limited. All Rights Reserved.

Presenting the all-new CRETA

Born to rule the roads, CRETA redefines your drive. Its strong body structure and Fluidic 2.0 Sculpture Design make it the Strongest, Safest and the most Stylish SUV.



Iconic Outside

CRETA's futuristic design, crafted to perfection, and its unique style make a charismatic statement on the roads. Now, arrive in style and be prepared to get all the attention.

Triple Slat Chrome Radiator Grille



Bi-functional Projector Headlamps with LED Positioning Lamps



Sleek and Premium Split-type Tail Lamps



Unique Vertical Fog Lamps



Sporty Front and Rear Skid Plates

Built Strong

CRETA boasts of a strong body structure that gives it enhanced safety, stability and offers better ride and handling.



Safe was never this safe

With 6 airbags, CRETA is designed to keep you safe on the roads. Loaded with top-of-the-line safety features, it gives you a smooth ride, even in the toughest of terrains.




Rear Parking Assist System




HIVE Body Shape
denotes structural strength, stability and connotes sturdiness




HIVE Structure Design
(Engine Room, B&C Pillar) to reduce side impact and improve durability



Dual Underbody Load Path
for reduced frontal crash impact and improved ride and handling



Ultra High Strength Steel Application
for improved body endurance and corrosion durability. Lighter body for better mileage.



Electronic Stability Control (ESC)



Hill-Start Assist Control (HAC)



Vehicle Stability Management (VSM)



Anti-lock Braking System (ABS)



6-Speed Automatic Transmission in both Petrol and Diesel



Make a powerful statement

CRETA’s effortless and dynamic drive is sure to make heads turn with a powerful presence on the roads. Feel the surge of power on all terrains as you discover the roar of its petrol and diesel engines.

1.6L Dual VTVT Petrol Engine

| | | |
|----------------|---|-----------------|
| Displacement | - | 1,591 cc |
| Maximum Power | - | 123 ps |
| Maximum Torque | - | 15.4 kgm |
| Transmission | - | 6-Speed MT & AT |



1.4L U2 CRDi & 1.6L U2 VGT CRDi Diesel Engine

| | | | |
|----------------|---|------------|-----------------|
| Displacement | - | 1,396 cc | 1,582 cc |
| Maximum Power | - | 90 ps | 128 ps |
| Maximum Torque | - | 22.4 kgm | 26.5 kgm |
| Transmission | - | 6-Speed MT | 6-Speed MT & AT |



Impressive Inside

Experience a world of ultimate luxury and comfort as you step inside the CRETA.



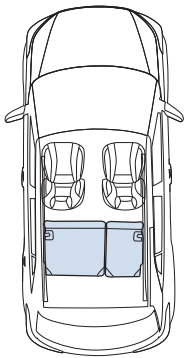
Touchscreen Audio Video Navigation System



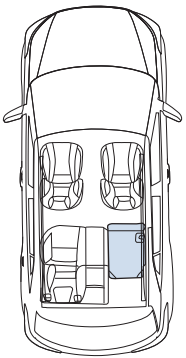
Advanced Supervision Cluster



Centre Armrest with Storage Box



Flatbed Rear Seat



60 : 40 Split Rear Seat